

DECISION SUPPORT SYSTEM BASED ON BCR METHOD FOR PROJECT TENDER

Siti Hardiyanti Rukmana¹⁾, Much Aziz Muslim²⁾

Abstract - The procurement process became one of the important aspects for PT. PLN (Persero) to operate the company. One way to meet these needs is through the project tender. The tender process aims to get high-grade materials with the lowest prices that meet the criteria of efficiency PT. PLN (Persero). In order to simplify the bidding process required a decision support system. The method used in this system is Benefit Cost Ratio (BCR). Input in this application are the documents and the tender offer price from bidders with complete tender documents that have been validated by prospective bidders and then selected by the tender committee to make an assessment and validation winner. The output of this process is the winner of the tender project based on calculations Benefit Cost Ratio (BCR). Therefore, the method Benefit Cost Ratio (BCR) can be used as a decision support system to determine the winner of the project tender.

Keywords: *Decision support systems, project tender, Benefit cost ratio*

1. INTRODUCTION

PT. PLN (Persero) is one of the State Owned Enterprises (SOEs) were commissioned to carry out the electricity supply business. APP Semarang is one implementation unit in the PT. PLN (Persero) P3B Java, Bali which is responsible for managing the operation and maintenance of power installations from Semarang up to Cepu. The procurement process became one of the important aspects for PT. PLN (Persero) to carry out the company. The materials required by PLN in this case such as diesel engines for power generation, the engine radiator, electrical wiring, and so on. One way to meet the needs of these materials is through the project tender. Tender project aims to obtain high-grade materials with the lowest prices that meet the criteria of efficiency PT. PLN (Persero).

¹ Department of Computer Science,
Semarang State University
email: sitihardiyantirukmana2@gmail.com

² Department of Computer Science,
Semarang State University
email: a212muslim@yahoo.com

The evaluation process which is conducted in the conventional tender will cause existence of tender conspiracy where businessmen cooperating with other businesses to dominate the market by regulating and determining the winning bidder so that it can lead to unfair competition. Therefore, we need a decision support system to minimize the occurrence of bid rigging in determining the winning bidder. It can be used as a "second opinion" or "information sources" that can be used as consideration for PT. PLN (Persero) APP Semarang to determine the winner of the project tender.

2. LITERATURE REVIEW

2.1 System

The system is a group of elements that are integrated with a common purpose to achieve the objectives [1].

2.2 Decision Support System

Decision support system is an interactive information system that provides information, modeling and manipulation of data [2]. The system was used to aid decision-making in situations semi structured and unstructured situations, where no one knows exactly how the decision should be made [2].

2.3 Benefit Cost Ratio Method

Benefit Cost Ratio (BCR) is the method used to determine the amount of gains / losses and the feasibility of a project. BCR method gives emphasis to the value of the aspect ratio of benefits to be gained by aspects of costs and losses that will be covered [3].

2.4 PHP

PHP is a server-side language-scripting that integrates with HTML to create dynamic web pages [4].

2.5 MySQL

MySQL is one type of database server that is very well known and widely used to

build web applications that use the database as a source and processing of data [4].

MySQL is a database which is client server, where the data is placed on a server that can be accessed through a client [5].

3. RESEARCH METHODS

The research method in this system is a method of Software Development Life Cycle (SDLC) with the Waterfall model. The waterfall model is a classic model that is systematic, sequential in building software [6].

Waterfall is a software development methodology that proposes a systematic approach to software and sequential start at the level of progress in the whole system analysis, design, code, test and maintenance.

The stages of the waterfall method are:

- a. Requirements Analysis
At this stage, an analysis of requirements the project tender PT. PLN (Persero) APP Semarang.
- b. Design
At this stage, the design of the display system, such as layout design (layout), create a favicon, makes slide images, create menus, and so on.
- c. Coding
At this stage, the conversion of the system design into a programming language to get the appropriate system interface and program code to make a decision support system based on the calculation of Benefit Cost Ratio.
- d. Testing program
At this stage the system test whether the project bidding decision support system has been running well or an error condition exists. If they found error, then the evaluation and improvement of the system.
- e. Implementation and maintenance program
This stage is the last stage in the waterfall model. Project bidding decision support system that is so executed and performed maintenance. Maintenance included in correcting errors that are not found in the previous step.

4. RESULT AND DISCUSSION

4.1 Database System

The decision support system is created using PHP and MySQL. The database system consists of 11 tables of administration, news,

evaluation, pricing, qualification, packages, winners, companies, participants, technical, and user. Database system is shown in Figure 1.

Table	Action	Rows	Type	Collation	Size	Overhead
administrasi	Browse Structure Search Insert Empty Drop	9	InnoDB	latin1_swedish_ci	16 K B	-
berita	Browse Structure Search Insert Empty Drop	7	InnoDB	latin1_swedish_ci	16 K B	-
evaluasi	Browse Structure Search Insert Empty Drop	9	InnoDB	latin1_swedish_ci	16 K B	-
harga	Browse Structure Search Insert Empty Drop	9	InnoDB	latin1_swedish_ci	16 K B	-
kualifikasi	Browse Structure Search Insert Empty Drop	9	InnoDB	latin1_swedish_ci	16 K B	-
paket	Browse Structure Search Insert Empty Drop	9	InnoDB	latin1_swedish_ci	16 K B	-
pemenang	Browse Structure Search Insert Empty Drop	9	InnoDB	latin1_swedish_ci	16 K B	-
perusahaan	Browse Structure Search Insert Empty Drop	9	InnoDB	latin1_swedish_ci	16 K B	-
peserta	Browse Structure Search Insert Empty Drop	9	InnoDB	latin1_swedish_ci	16 K B	-
teknis	Browse Structure Search Insert Empty Drop	9	InnoDB	latin1_swedish_ci	16 K B	-
user	Browse Structure Search Insert Empty Drop	9	InnoDB	latin1_swedish_ci	16 K B	-
11 tables	Sum	97	InnoDB	latin1_swedish_ci	292 K B	8 B

Figure 1. Database system

4.2 Authentication and Authorization System

Authentication is the process in order to validate the user at the time of entering the system. Authentication in this system is the form of the login process. This system has three levels, namely the admin user, the committee and the company. The committee can only be added by the admin while companies that do not already have an account can register as bidders prior to login. Display the login page shown in Figure 2.

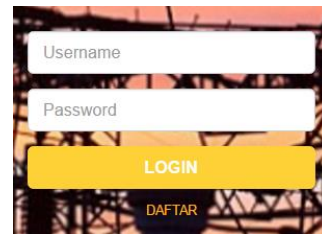


Figure 2. Login page

After the user logs into the system to input a username and password, then the system will check the suitability of the username and password. If the username and password do not match, then the notification will appear username or password is incorrect. Conversely, if the username and password match, then the next process is the authorization process.

Authorization is the process of granting rights access to the user menu. This authorization is set up by the admin as the holder of the highest privileges. Users who successfully log in can access the menu in accordance with the rights access. The authorization system is necessary so that the user does not have authority over can not access the system as a whole / Full Access System.

4.3 Input Tender Document

After the authentication and authorization process goes well, the next process is to make the input of tender documents. In this system, companies that registered as bidders must complete the tender documents consisting of qualifications, administrative, technical, and price.

In this system, each of the qualifying criteria, administrative, and technical has five sub-criteria. While the pricing criteria have only one sub-criteria. In addition, bidders also have to input a price quote. Basically the company organizing the tender has given Self-Estimated Price (HPS), which has been informed in the tender package. Bidders who have bid lower prices of Self-Estimated Price (HPS) will provide more value for the participants of the tender. Format tender documents is entered pdf except that input prices on offer, there are a number format in the rupiah. Input tender document shown in Figure 3.

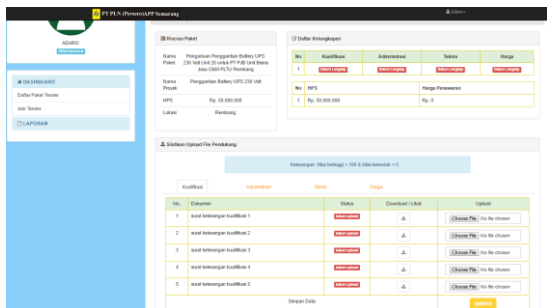


Figure 3. Input tender document

After each of these sub-criteria entered, the system will check the documents. If the documents have been entered and saved, then the system will check the data and provide notification of data completeness.

4.4 Input of Rate and calculation of BCR

Input assessment carried out by the tender committee. Before performing the assessment input, the system will check the validation of the document. Validation by bidders is essential in this system because the committee was not able to evaluate the tender documents that have not been validated by prospective bidders.

The committee can assess the qualification documents, administrative, and

technical while the price assessment is done automatically by the system. Input weighting of votes in the form of the numbers one through five. In the qualifying criteria, administrative, and technical has five sub-criteria. If the number of the fifth sub-criteria value of less than 15, the document did not pass. While the pricing criteria have one sub-criteria. If the value is less than three sub-criteria, the document did not pass. Figure 4 is an example of input assessment.

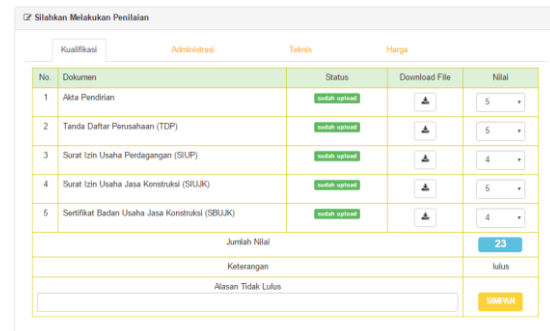


Figure 4. Input of rate

After the entire document has been rated by the tender committee, hereinafter that the calculation of BCR. The application of the calculation of BCR into present value, namely:

$$BCR = \frac{PV \text{ Benefits}}{PV \text{ Costs}} \quad (1)$$

In this system is weighted with the following conditions:

$$\text{Benefits} = \frac{HPS \times \text{Total Weight}}{48} \quad (2)$$

$$BCR = \frac{\text{Benefits}}{HPS} \quad (3)$$

- If the value of $BCR < 1$ then the benefits of the project is less than the cost required economically, the project is not feasible.
- If the value of $BCR = 1$ then the benefits of the project together with the necessary economic costs, the project is feasible.
- If the value of $BCR > 1$ then the benefits of the project outweigh the costs necessary economically, the project is feasible.

Source code BCR calculation shown in Figure 5.

```

$jumlah_total=$jumlah_kual + $jumlah_adm + $jumlah_harga + $jumlah_teknis;
$rszr=mysql_query("Update pemenang SET jumlah_total='$jumlah_total' Where
id_paket='$pak' and id_perusahaan='$peru'");
$rsao=mysql_query("Select * from pemenang where id_paket='$pak' and
id_perusahaan='$peru'");
$saxi=mysql_fetch_array($rsao);
$jumlah_total=$saxi['jumlah_total'];
$hps=$saxi['hps'];
if($jumlah_total==48){
    $benefit=$hps;
}else{
    $benefit=$hps * $jumlah_total / 48;
}
$nilai_bcr=$benefit / $hps;

```

Figure 5. Source code BCR calculation

After going through the assessment phase, the next step is to validate the winning bidder. The committee can decide the winner based on several aspects of the assessment project using the BCR at the offering price, benefits, and costs in accordance with requirements the company so that the project is feasible. Data winning bidder is shown in Figure 6.

The screenshot shows a web interface titled "RINCIAN PEMENANG" (Winner Details). It contains several input fields: "Nama Paket" (Pengadaan beton tiang listrik), "Nama Proyek" (Pengadaan beton tiang listrik), "HPS" (Rp. 100.000.000), and "Lokasi" (Semarang). Below this is a table titled "DATA PEMENANG" (Winner Data) with columns for No, Nama Perusahaan, Harga Penawaran, Kualifikasi, Administrasi, Teknis, Harga, Total, Nilai BCR, and Ket. The table lists two bidders: "jaya" and "abc".

No	Nama Perusahaan	Harga Penawaran	Kualifikasi	Administrasi	Teknis	Harga	Total	Nilai BCR	Ket.
1	jaya	Rp. 97.000.000	24	21	20	3	68	1.4166666666667	✓
2	abc	Rp. 96.000.000	21	22	21	3	67	1.3958333333333	-

Figure 6. Data of tender winner

5. CONCLUSION

Ways of making the tender decision support system using Benefit Cost Ratio at PLN (Persero) APP Semarang with PHP and MySQL the first step is to create a database system locally. The second step is to make authentication and authorization system. This system has three levels, namely the admin user, the committee and the company. Users who successfully login will get authorization so that each user has different permissions.

6. REFERENCES

[1] Yakub. 2012. *Pengantar Sistem Informasi*. Graha Ilmu, Yogyakarta.
 [2] Kusriani. 2007. *Konsep dan Aplikasi Sistem Pendukung Keputusan*. ANDI, Yogyakarta.

[3] Giatman, M. 2006. *Ekonomi Teknik*. PT. Raja Grafindo Persada, Jakarta.
 [4] Arief, MR. 2011. *Pemrograman Web Dinamis Menggunakan PHP dan MySQL*. ANDI, Yogyakarta.
 [5] Saputro, Haris dan Sugiri. 2008. *Pengelolaan Database MySQL dengan PHPMyAdmin*. Graha Ilmu, Yogyakarta.
 [6] Pressman, RS. 2010. *Software Engineering: a practitioner's approach*. McGraw-Hill, New York.